



# Utilization of Renal Scans in Nuclear Medicine Departments

[Question Summaries](#)
[Data Trends](#)
[Individual Responses](#)

[Share](#)
[Tweet](#)
[G+ Share](#)
[Share](#)

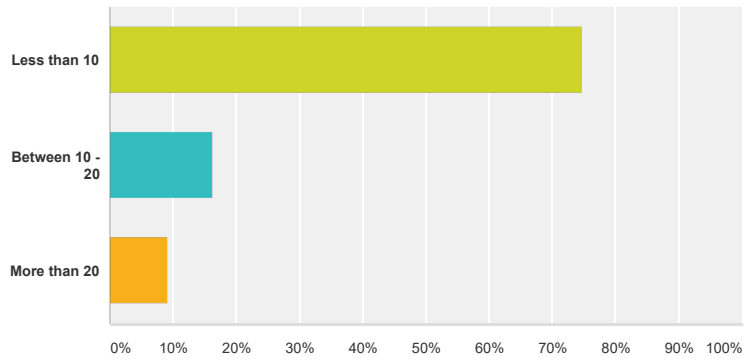
**456** responses  
**358** days (2/1/2016 - now)  
**16** views

All Pages

Q1

**On average, how many renal scans are completed in your department each month?**

Answered: 454 Skipped: 2

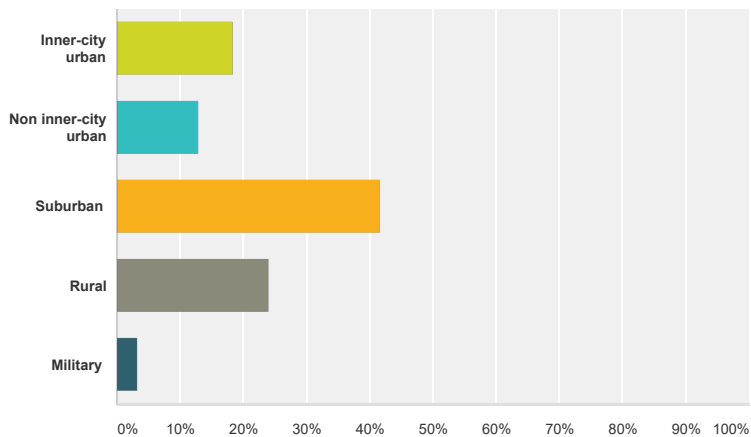


Answer Choices	Responses
Less than 10	74.45% 338
Between 10 - 20	16.30% 74
More than 20	9.25% 42
Total	454

Q2

**Which of the following best describes the residency status of the majority of your patient population?**

Answered: 451 Skipped: 5

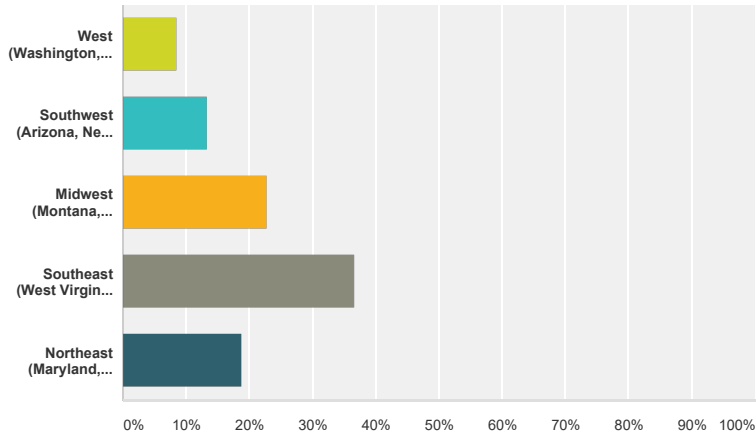


Answer Choices	Responses	
Inner-city urban	18.40%	83
Non inner-city urban	12.86%	58
Suburban	41.46%	187
Rural	23.95%	108
Military	3.33%	15
Total		451

Q3

**In which region of the United States is your clinical department located?**

Answered: 452 Skipped: 4



Answer Choices	Responses	
West (Washington, Oregon, Idaho, California, Nevada, Utah, Colorado, Alaska)	8.63%	39
Southwest (Arizona, New Mexico, Texas, Oklahoma, Kansas, Nebraska, Montana, Arkansas, Louisiana)	13.27%	60
Midwest (Montana, Wyoming, North Dakota, South Dakota, Minnesota, Iowa, Wisconsin, Illinois, Indiana, Ohio, Michigan)	22.79%	103
Southeast (West Virginia, Virginia, Kentucky, Tennessee, North Carolina, South Carolina, Mississippi, Alabama, Georgia, Florida)	36.50%	165
Northeast (Maryland, Delaware, New Jersey, Pennsylvania, New York, Connecticut, Maine, Rhode Island, Massachusetts, New Hampshire, Vermont)	18.81%	85
Total		452

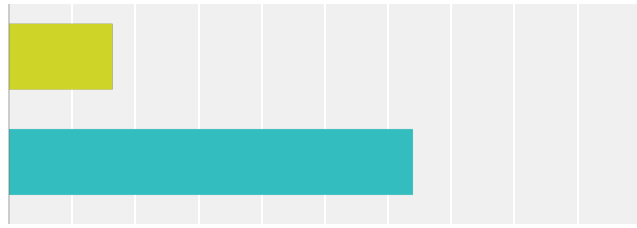
Q4

**From what physician group are most of your renal patients referred?**

Answered: 401 Skipped: 55

Primary Care

Nephrologist

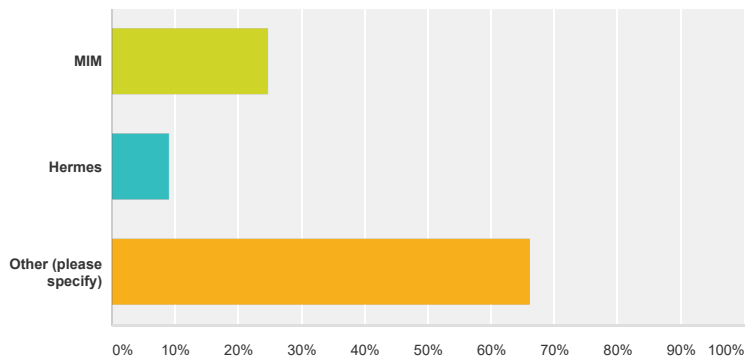


Answer Choices	Responses	
Primary Care	16.46%	66
Nephrologist	63.84%	256
Surgeons	3.74%	15
Other (please specify)	15.96%	64
Total		401

Q5

**Which processing program is utilized in your department when completing renal scans?**

Answered: 363 Skipped: 93



Answer Choices	Responses	
MIM	24.79%	90
Hermes	9.09%	33
Other (please specify)	66.12%	240
Total		363

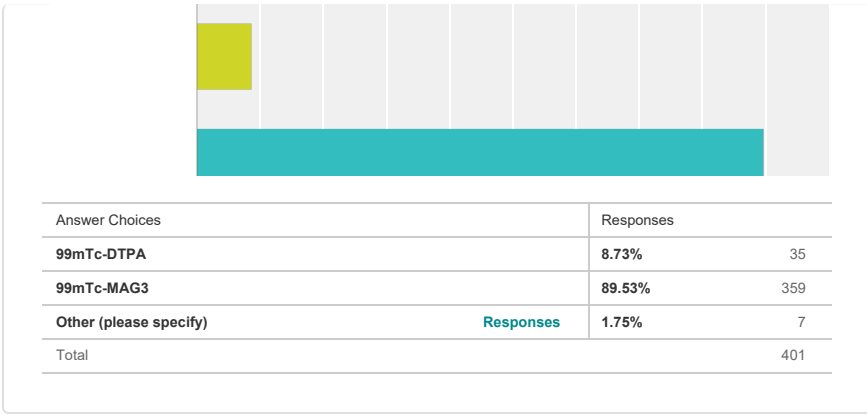
Q6

**Which radiopharmaceutical is most commonly used for renal scans in your department?**

Answered: 401 Skipped: 55

99mTc-DTPA

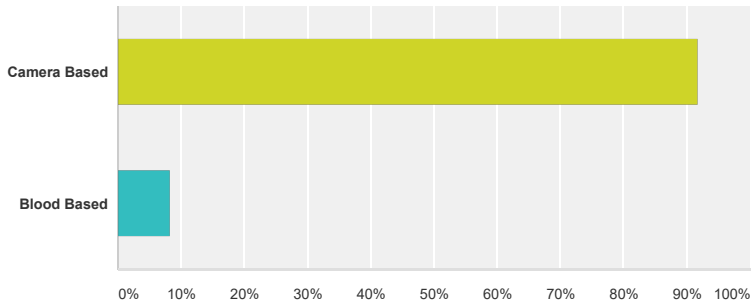
99mTc-MAG3



Q7

**For renal clearance/function measurements, which technique is used in your department?**

Answered: 393 Skipped: 63

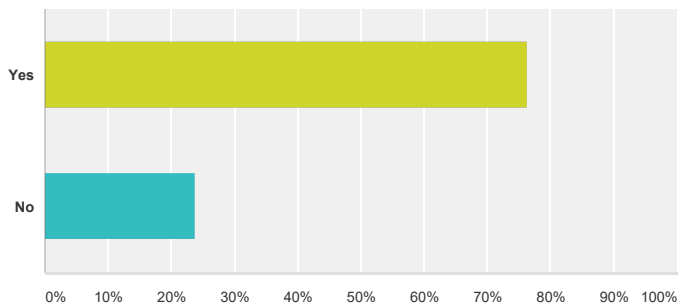


Answer Choices	Responses
Camera Based	91.60% 360
Blood Based	8.40% 33
Total	393

Q8

**Is your department is affiliated with a medical center?**

Answered: 400 Skipped: 56

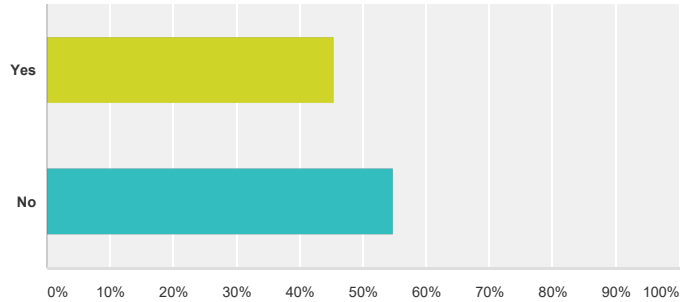


Answer Choices	Responses	
Yes	76.25%	305
No	23.75%	95
Total		400

Q9

**Are renal transplants performed at the affiliated medical center?**

Answered: 298 Skipped: 158

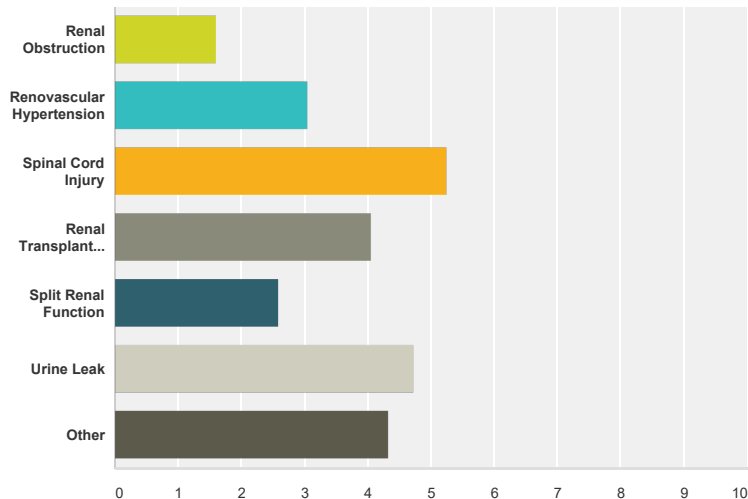


Answer Choices	Responses	
Yes	45.30%	135
No	54.70%	163
Total		298

Q10

**Please rank the following clinical indications for renal scans from most frequent indication to less frequent indication seen in your department. (1 = most frequent, 6 = less frequent, NA = not applicable)**

Answered: 377 Skipped: 79



	<b>1 Most Frequent</b>	<b>2</b>	<b>3</b>	<b>4</b>	<b>5</b>	<b>6 Less Frequent</b>	<b>N/A</b>	Total	Weighted Average
<b>Renal Obstruction</b>	63.61% 215	22.49% 76	7.99% 27	2.96% 10	1.78% 6	1.18% 4	0.00% 0	338	1.60
<b>Renovascular Hypertension</b>	14.47% 44	24.67% 75	28.29% 86	12.83% 39	11.18% 34	7.57% 23	0.99% 3	304	3.04
<b>Spinal Cord Injury</b>	2.54% 6	0.42% 1	3.81% 9	7.20% 17	11.02% 26	42.37% 100	32.63% 77	236	5.24
<b>Renal Transplant Patients</b>	4.36% 13	6.71% 20	18.46% 55	25.50% 76	19.80% 59	14.43% 43	10.74% 32	298	4.04
<b>Split Renal Function</b>	16.22% 54	38.14% 127	26.73% 89	10.51% 35	6.01% 20	2.10% 7	0.30% 1	333	2.58
<b>Urine Leak</b>	1.42% 4	1.07% 3	6.76% 19	22.78% 64	33.10% 93	21.35% 60	13.52% 38	281	4.72
<b>Other</b>	6.61% 8	4.96% 6	2.48% 3	7.44% 9	15.70% 19	17.36% 21	45.45% 55	121	4.33
<a href="#">Comments (28)</a>									