

TECHNOLOGIST NEWS

C.C. Gaigals, J.L. Houston, and M.F. Simpson, News Editors

Dixy Lee Ray to Be Chairman of AEC

President Nixon has designated Dixy Lee Ray to be the next chairman of the Atomic Energy Commission. Miss Ray, who joined the AEC last summer as a commissioner, is a marine biologist from Washington State. Since joining the Commission, her overriding enthusiasm has been in biology and medicine and in the problems of public acceptance of the AEC. She has shown very little interest in either the weapons program or power reactors.

She is well known and liked in the Commission for her personal eccentricities and charm—she lives in a trailer mounted on a truck chassis parked behind a chicken coop on a rural Maryland farm. She keeps her two dogs with her nearly at all times, and they sleep behind her desk at the AEC. It is only on very formal occasions, such as appearances before the Joint Committee on Atomic Energy or visits to the White House, that she leaves them.

News from the Chapters

Central Chapter

The technologists in the Central Chapter met in November to discuss the organization of a chapter section. The local groups within this chapter are well organized and have very active programs. The ATACA (Associates and Technical Affiliates Chicago Area) has formed a joint committee of continuing education with the Illinois Chapter of SNMT. It is felt that this joint effort will be an effective means of advancing education in nuclear medicine on the local level.

Eastern Great Lakes Chapter

The technologists in the Eastern Great Lakes Chapter held their first organizational meetings in October and November. While a chapter section has not yet been formed, the Buffalo-Rochester Technologist Group has been organized and is very active. Randolph Radke, President of the new group, asks that any interested technologists in that area contact him for information about future meeting dates. He is at Roswell Park Memorial Institute, 666 Elm St., Buffalo, N.Y.

Greater New York Area Chapter

Technologists of the Greater New York Area Chapter held an afternoon session at the January meeting of the Chapter. The group will conduct its second all-day symposium this spring. The Westchester Area Group had its first technologist workshop on radioimmunoassay. The Chapter's spring symposium will be held on March 31, 1973 at the Marriott Motor Inn in Saddlebrook, N.J. The meeting will have various workshops and commercial exhibits throughout the day.

Missouri Valley Chapter

Technologist members of the Missouri Valley Chapter have decided that Chapter bylaws should be written to include guidelines for establishing local groups within the large geographic area covered by the Chapter. The information gained by the Technologist Section Continuing Education Survey conducted last year will be used to decide which topics should be emphasized at the annual Chapter meeting.

New England Chapter

The New England Chapter will hold its annual spring symposium on April 14, 1973 in Framingham, Mass. Chaired by Michael Coutcher, the program will consist of varied topics presented by technologists of the area. Local grass roots programs are being held on a monthly basis in Rhode Island and Massachusetts.

Northern California Chapter

The Northern California Chapter Section held a one-day Instrumentation Workshop in January at the O'Connor Hospital in San Jose. At the January Executive Meeting, plans were made for two spring workshops, one in late March and another in mid-May. The Legislative Committee of the Chapter will work with the Legislative Committee of the

Southern California Chapter to help resolve the question of state licensing or certification of nuclear medicine technologists. New Chapter officers are: President, Dillu Ashby; President-Elect, Monroe Morris; Vice-President, Mary Fowler; Secretary-Treasurer, Rose Ann Anderson; Parliamentarian, Katie Lambert; Program Chairman, Bernardine Kovalski; National Council Representative, Carol Diamanti.

Pacific Northwest Chapter

Technologists in the Pacific Northwest Chapter met in December to discuss the organization of their Chapter Sections. Plans were made to hold another meeting in the spring—probably in the Portland area.

Southeastern Chapter

The Southeastern Chapter and the Florida Nuclear Medicine Technologist Organization extend a sincere welcome to all nuclear medicine technologists who plan to attend the 20th Annual Meeting of the Society of Nuclear Medicine in Miami next June. If any technologists need assistance or have questions about the Florida area, they should contact the following local people:

Jim Duncan
Department of Nuclear
Medicine
Palmetto General Hospital
North 122nd Street
Hialeah, Florida 33016
(305) 823-5000

Vincent B. Eberling, Jr.
Department of Nuclear
Medicine
North Broward Hospital
201 Sample Road
(N.W. 35th St.)
Pompano, Florida 33064
(305) 941-8300

Shirley Myrick
Nuclear Medicine Department
V. A. Hospital

1030 Jefferson Street
Memphis, Tennessee 38104
(901) 725-9100

Tom Symonds
Department of Nuclear
Medicine
Halifax District Hospital
Clyde Morris Boulevard
Daytona, Florida 32015
(904) 255-4411

In addition to preparing for the SNM meeting, the Florida organization is preparing its second annual nuclear medicine meeting to be held in St. Petersburg on May 15 — 18.

Southern California Chapter

The Southern California Chapter technologists' activities in 1973 have included a camera

workshop in January and a technologist workshop in February. Plans are well under way for a technologists' wetlab workshop on May 25 — 27. New officers of the group are: President, Rita Bell; President-Elect, John Mullins; Vice-President, Sid Ackerman; and Secretary-Treasurer, Shirley Cash.

Southwestern Chapter

A one-day symposium will be cosponsored by the SNM Technologists and the Southwestern Chapter Section on March 16 in the Nursing Auditorium of Touro Infirmary in New Orleans. The major topics will be instrumentation, radiopharmaceuticals, radioimmunoassay, and registry information.

Vote Now for Section Officers and Delegates

The bylaws change approved at the Technologist Section Business Meeting last July gives every member of the Section a chance to vote by mail for the 1973-1974 officers and delegates. If you are a member of the Section, you will find a ballot on page 11 of this copy of the *Journal*. Use it now to vote!

All ballots must be returned to

Robin Kaplan, the Administrator of the Technologist Section, not later than *Sunday, May 13th*. The results of the election will be announced at the Technologist Section Business Meeting in Miami on June 13th.

Before you vote, be sure to read carefully the backgrounds of the nominees given on this and the following pages.

For Chairman-Elect:

Vincent Cherico

Offices Held:

Organizer for the first spring symposium, Technologist Section, New England Chapter, SNM, 1969.

Chairman, Licensure and Registration Committee, Technologist Section, New England Chapter, SNM, 1971 — 72.

Chairman, Nominating Committee, Technologist Section,

New England Chapter, SNM, 1971 — 72.

Chairman, Technologist Section, New England Chapter, SNM, 1970 — 72.

Member, Subcommittee on Technologist Affairs, SNM, 1968 — 70.

Chairman, Nominating Committee, Technologist Section, SNM, 1970 — 71.

Chairman, Bylaws Committee,

Technologist Section, SNM, 1971 — 72.

National Councillor, New England Chapter, Technologist Section, SNM, 1967 — 70.

Education:

X-ray technology training, Cambridge City Hospital, Cambridge, Mass.

Nuclear Medicine Technology Training, Wayne State University, Detroit, Mich., 1960.

Experience:

Nuclear Medicine Technologist, New England Medical Center, Boston, Mass., 1960 — 62.

Chief Nuclear Medicine Technologist, Massachusetts General Hospital, Boston, Mass., 1962 — 63.

Chief Nuclear Medicine Technologist, Memorial Hospital, Pawtucket, R.I., 1963 — 66.

Chief Nuclear Medicine Technologist, St. Joseph Hospital, Providence, R.I., 1966 — 67.

Chief Nuclear Medicine Technologist, Cardinal Cushing Hospital, Brockton, Mass., 1967 — 71.

Present Position:

Chief, Nuclear Medicine Technologist, Joint Program in Nuclear Medicine, Children's Hospital Medical Center and Peter Bent Brigham Hospital, Boston, Mass., 1971 — present.

Certification:

R.T. ARRT in x-ray and nuclear medicine.

Other:

Vince's hobbies are sailing, photography, hunting, and motorcycling. He was honored as a recipient of the James C. Searle award for outstanding achievement in nuclear medicine technology. He has published three papers and is acknowledged as the founder of the Technologist Section in the New England Chapter. Vince was the Chairman of the Technologist Local Arrangements Committee which planned the Tech Social functions for the SNM meeting in Boston in 1972.

James Kellner

Offices Held:

President, Technologist Section, Northern California Chapter, SNM, 1969.

Member, Advisory Board, Technologist Section, Northern California Chapter, SNM, 1970 — 73.

Chairman, Bylaws Committee, Technologist Section, Northern California Chapter, SNM, 1972 — 73.

Member, Legislative Committee, Technologist Section, Northern California Chapter, SNM, at present.

Chairman, Bylaws Committee, Technologist Section, SNM, at present.

Member, Continuing Education Committee, Technologist Section, SNM, 1971 — present.

Member, Scientific and Teaching Sessions Committee, Technologist Section, SNM, 1971.

Education:

Basic Hospital and Corps School, USN, Great Lakes, Ill., 1943.

Advanced Hospital Corps School, USN, Portsmouth, Va., 1952.

Submarine Medical School, USN, New London, Conn., 1952.

X-Ray Technology School, USN, Bethesda, Md., 1948.

Nuclear Medicine Technology School, USN, Bethesda, Md., 1949.

Experience:

Nuclear Medicine Technologist and Instructor in Nuclear Medicine Technology, USN, Bethesda, Md., 1949 — 52.

Chief Nuclear Medicine Technologist and Instructor in Nuclear Medicine and X-Ray, USN Hospital, Oakland, Calif., 1955 — 58.

Chief Nuclear Technologist, Franklin Hospital, San Francisco, Calif., 1965 — 66.

Present Position:

Chief Nuclear Medicine Technologist, Stanford University

Hospital, Stanford, Calif., 1966 — present.

Certification:

R.T. ARRT in x-ray and nuclear medicine.

Other:

Jim is a member of the site visit team for the Joint Review Committee. He has authored an article on the use of desk-top computers and has the honor of being the first Navy man chosen to attend nuclear medicine training.

For Secretary-Historian:

James Langan

Offices Held:

President, Chesapeake Bay Area Technologists, Technologist Section, Mideastern Chapter, SNM, 1970.

Chairman, Scientific and Teaching Sessions Committee, Technologist Section, SNM, 1971.

Treasurer, Technologist Section, SNM, 1972 — 73.

Education:

School of Radiologic Technology, Johns Hopkins Hospital, Baltimore, Md., 1954 — 56.

Experience:

Staff Radiologic Technologist, Johns Hopkins Hospital, Baltimore, Md., 1954 — 56.

Nuclear Medicine Technologist, Johns Hopkins Hospital Baltimore, Md., 1958 — 64.

Present Position:

Chief Nuclear Medicine Technologist, Division of Nuclear Medicine, Johns Hopkins Hospital, Baltimore, Md., 1964 — present.

Certification:

R.T. ARRT in x-ray and nuclear medicine.

Other:

Jim's hobbies are fishing and photography. He has presented papers at several national and local Society meetings and work-

shops and has also spoken at many symposiums. His scientific exhibits have won prizes at two SNM meetings.

Mark Muilenburg

Offices Held:

President, Omaha-Lincoln Area Technologists, Technologist Section, Missouri Valley Chapter, SNM, 1972 — 73.

National Councillor, Technologist Section, SNM, representing Missouri Valley Chapter. 1971 — present.

Education:

B.S. in Nuclear Medicine Technology, University of Iowa, Iowa City, Iowa, 1969.

Experience:

Staff Technologist, Nuclear Medicine Dept., University of Iowa, Iowa City, Iowa, 1969 — 70.

Chief Technologist, Nuclear Medicine Dept., University of Iowa, Iowa City, Iowa, 1970 — 72.

Present Position:

Chief Technologist and Manager, Nuclear Medicine Dept., Creighton Memorial St. Joseph Hospital, Omaha, Neb., 1972 — present.

Certification:

R.T. ARRT in nuclear medicine and N.M. ASCP.

Other:

Mark is a licensed pilot. He has presented several papers at both local and national meetings. His scientific exhibit won second prize at the SNM meeting in 1972, and this year Mark won the first place Mallinckrodt Award for his scientific presentation.

For Treasurer:

Jackie Houston

Offices Held:

Member Scientific Program Committee, Technologist Section, New England Chapter, SNM, 1970.

Member, Nominating Committee, Technologist Section, New England Chapter, SNM, 1970.

Member, Educational Committee, Technologist Section, New England Chapter, SNM, 1971.

Treasurer, Technologist Section, New England Chapter, SNM, present.

Co-editor, Technologist Section Newsletter, SNM, 1972 — 73.

Member, Technologist Local Arrangements Committee for 1972 Annual SNM meeting.

Education:

B.S. in Nuclear Medicine Technology, University of Iowa, Iowa City, Iowa, 1969.

Experience:

Nuclear Medicine Technologist, University of Iowa, Iowa City, Iowa 1969.

Nuclear Medicine Technologist, New England Medical Center, Boston, Mass., 1970.

Present Position:

Supervisory Nuclear Medicine Technologist, Massachusetts General Hospital, Boston, Mass., 1972 — present.

Certification:

R.T. ARRT in nuclear medicine.

Other:

Jackie lists skiing as her favorite hobby. She is kept busy by being one of the News Editors of the *Journal of Nuclear Medicine Technology*.

Richard Pollack

Offices Held:

Co-chairman, Central New Jersey Area, Nuclear Medicine Technologists, 1970.

Chairman, Organization and Planning Committee for Greater New York Chapter Symposium. 1972.

Secretary-Historian, Technologist Section, Greater New York Chapter, SNM. 1973.

Education:

B.A. in Biology, Long Island University, 1968.

M.S. in Radiation Biology, Long Island University, 1970.

Experience:

Nuclear Medicine Technologist, Queens General Hospital, N.Y., 1968 — 69.

Research Assistant, New York University Medical Center, 1969 — 70.

Consultant in nuclear science to private industry, 1969 — 70.

Present Position:

Chief, Department of Nuclear Medicine, John F. Kennedy Community Hospital, Edison, N.Y., 1970 — present.

Certification:

R.T. ARRT in nuclear medicine.

Other:

Dick is a full member of SNM, American Nuclear Society, Health Physics Society, Society of Nuclear Medical Technologists, and Radiation Research Society. He is involved in trying to develop regional planning for NMT training program.

For Nominating Committee:

Dillu Ashby

Offices Held:

Program Chairman, Technologist Section, Northern California Chapter, SNM. 1970 — 71.

President-Elect. Technologist Section, Northern California Chapter, SNM, 1971 — 72.

President, Technologist Section, Northern California Chapter, SNM, 1972 — 73.

Education:

B.A. Biology, Wells College, Aurora, N.Y., 1957.

Experience:

Laboratory Technologist, University of California at San Francisco, 1957—59.

Chief Nuclear Medicine Technologist, Stanford University Hospital, Stanford, Calif., 1960 — 63.

Laboratory Technologist and Instructor in fundamentals of radioactivity, University of California at San Francisco, 1964 — 68.

Present Position:

Chief Nuclear Medicine Technologist, Samuel Merritt Hospital, Oakland, Calif., 1968—present.

Certification:

R.T. ARRT in nuclear medicine and N.M. ASCP in nuclear medicine.

Other:

Dillu is very active in her chapter and serves as a docent in the ecology section of the Oakland museum.

Helen D. Busby

Offices Held:

Nominating Committee, New Orleans Area, Technologist Section, Southwest Chapter, SNM, 1972.

Bylaws Committee, New Orleans Area, Technologist Section, Southwest Chapter, SNM, 1972.

Nominating Committee, Technologist Section, Southwest Chapter, SNM, 1972.

Education:

Louisiana State University, Baton Rouge, La., 1946 — 48.

Loyola University City College, New Orleans, La., 1967.

Experience:

Nuclear Medicine Technologist, Biophysics Dept., Touro Infirmary, New Orleans, La., 1956 — 62.

Present Position:

Chief Technologist, Biophysics and Nuclear Medicine Department. Touro Infirmary, New Orleans, La., 1962 — present.

Certification:

R.T. ARRT in nuclear medicine and N.M. ASCP in nuclear medicine.

Other:

Helen has been quite instrumental in organizing Techs in the New Orleans area. She has attended every chapter and na-



Helping hand for hazardous jobs

*Available in two models:
Tru-Motion Mini-Manip and
Ball Mounted Mini-Manip (not shown)*

On the dangerous side of a shielding wall, this hand gives you accurate "feel" and manipulation for work with explosives and materials harmful to humans. It is the dexterous gripping hand of a PaR master-slave manipulator.

The PaR Mini-Manip is a compact, ball-mounted manipulator that gives you dexterity and portability at a cost so low that it is competitive with simple handling tongs. Yet the Mini-Manip has all 7 motions of large manipulators and it can handle loads up to 5 pounds throughout a 30 cubic foot volume.

The Tru-Motion Mini-Manip

is the same size as the Mini-Manip but features true "Z" motion...when you raise your controlling hand, the mechanical hand also raises.

The unit turns within a ball-bearing wall mount. A counterbalancing spring supports the arms for effortless operation.

Both of these manipulators have a full range of finger attachments, tongs and shielding available. In addition, PaR supplies a full line of master-slave manipulators in all sizes and custom designs equipment for specialized applications. Write or phone today for information.



Amplifying the reach and strength of man

PROGRAMMED & REMOTE SYSTEMS CORP.

899 W. HIGHWAY 96/ST. PAUL, MINN. 55112
TELEPHONE 484-7261/AREA CODE 612

Please send me full information on Programmed and Remote Systems manipulators including the Mini-Manip.

Name _____

Name of company _____

Address _____

City _____ State _____ Zip _____

tional meeting since 1965. She has provided technical assistance for several publications.

Kathleen Dooley

Offices Held:

Secretary, Houston Area Technologists, Technologist Section, Southwest Chapter, SNM, 1971 — 72.

Chairman-Elect, Houston Area Technologists, Technologist Section, Southwest Chapter, SNM, 1973.

Secretary-Treasurer, Southwest Chapter, SNM, 1972 — present.

Education:

Bachelor of Fine Arts, University of Houston, Houston, Tex., 1967.

"Physics of Radioisotopes", University of Texas Graduate School, M.D. Anderson Hospital, Houston, Tex., 1967.

Experience:

Nuclear Medicine Technologist, Methodist Hospital, Houston, Tex., 1967.

Chief Technologist, Radioimmunoassay Laboratory, Methodist Hospital, Houston, Tex., 1972 — present.

Certification:

R.T. ARRT in nuclear medicine.

Other:

Kathy is a student pilot; she rides and trains hunting and jumping horses. She has presented two papers at her chapter meeting and has won three awards for scientific exhibits within her chapter and one at the national meeting.

Julia S. Hudak

Offices held:

None.

Education:

St. Joseph Hospital School of Radiologic Technology, Stamford, Conn., 1957.

Bellevue Hospital, New York, N.Y., Didactic and Clinical training in Nuclear Medicine, 1961.

Continued next page

An Opinion: Licensure—It Concerns You

It is imperative for nuclear medicine technologists to determine the course of action they choose to follow regarding licensure in the *near future*. Already several states have moved toward licensure, and at times the best interests of the technologist have been forgotten.

Nuclear medicine technologists can take their cue from the situation facing the radiologic technologists at this time. Because the radiologic technologists are a much larger group and because they are seen more by the public, they have increasingly become targets for legislators. Legislators have seen two problems that concern them: (1) protecting the general public from receiving unnecessary radiation, and (2) handling the responsibilities and the rights of the physician and the technologist.

There have been several bills (most of them written similarly, updated only by a change in the date) introduced into the U.S. Congress. This year, the Honorable E. I. Koch (D-N.Y.) will introduce H.R. 673, cited as the "Radiation Health and Safety Act of 1973". Essentially it is the same as H.R. 16429 and S.B. 426 of last year. This bill applies mainly to radiologic technologists but is sufficiently broad in terminology and definition to include nuclear medicine technology as well. It would direct the Secretary of Health, Education and Welfare to establish minimum criteria for training and licensing and would require states to enact their own laws within two years after passage. To my knowledge this bill was prepared without consultation with anyone from nuclear medicine. In the past, the bill has

been stifled in committee because of other more pressing legislation. The primary opposition to the bill has been from those wanting broad measures covering all allied health personnel or those who prefer a national compulsory accreditation system.

Whether you agree or disagree with the idea of licensure, technologist groups should be prepared with well-founded answers for their critics. One answer is to prepare model legislation along the lines that would be of greatest benefit to the nuclear medicine technologists. Such model legislation is being prepared by the Legislative Committee at this time. The bill will include sections on: (1) definitions which would clearly delineate the terms used, (2) board composition (probably the most important since it dictates who will control the board), (3) powers and duties of the board, (4) education and certification of schools teaching nuclear medicine technology, and (5) eligibility and grandfathering of those already working in the profession.

It has been said that part of the requirement of being a profession is having a restricted entry route. Certainly licensure can help provide this route for nuclear medicine, but it must be given very careful consideration since there are great social, economic, and political effects of licensure.

The Legislative Committee welcomes your comments and suggestions on this matter and would appreciate hearing from you regarding legislative proposals in your area.

DONALD HAMILTON

Chairman, Legislative Committee

University of Bridgeport, Conn., 1969.

Experience:

Assistant Supervisor, Department of Radiology, St. Joseph Hospital, Stanford, Conn., 1957-65.

Radiologic Institute, St. Joseph Hospital, Stanford, Conn., 1965.

Nuclear Medicine Technologist, St. Joseph Hospital, Stanford, Conn., 1961 - 65.

Chief Nuclear Technologist, St. Joseph Hospital, Stanford, Conn., 1965.

Present Position:

Manager, Dept. of Nuclear Medicine, Norwalk Hospital, Norwalk, Conn., 1965 - present.

Certification:

R.T. ARRT in x-ray and nuclear medicine.

Other:

Julia is listed in *Who's Who of American Women*, *Who's Who in the East*, and the *Dictionary of International Biography*. She is the author of "Handbook for Technologists of Nuclear Medicine" which was published by Charles C. Thomas in 1971.

Jane Mitchell

Offices Held:

Organizational Committee member, Buffalo-Rochester Area Technologists, Eastern Great Lakes Chapter, SNM, 1972.

Secretary, Buffalo-Rochester Area Technologist Section, Great Lakes Chapter, SNM, 1972 - 73.

Education

B.S. in Chemistry, Rosary Hill College, Snyder, N.Y., 1962.

School of Medical Technology, Mercy Hospital, Buffalo, N.Y., 1962.

Basic Radiological Health Course, Taft Sanitary Engineering Center, Cincinnati, Ohio, 1965.

Experience:

Medical Technologist, Mercy

Hospital, Buffalo, N.Y., 1962 - 64.

Present Position:

Supervisor, Nuclear Medicine Department, Mercy Hospital, Buffalo, N.Y., 1964 - present.

Certification:

M.T. ASCP and N.M. ASCP.

Other:

Jane is a member of the Radiation Safety Subcommittee of the State University of New York at Buffalo and a member of Mercy Hospital Safety Inspection Committee. Her hobbies include oil painting, music, reading, boating, cooking, traveling, and handicrafts.

William Setlak

Offices Held:

Member, ATACA (Associates and Technical Affiliates Chicago Area) Advisory Council, Central Chapter, SNM, 1972 - 73.

Co-editor, ATACA Newsletter, Central Chapter, SNM, 1972 - 73.

Education:

School of Radiologic Technology, St. Mary of Nazareth Hospital, Chicago, Ill., 1960 - 62.

School of Nuclear Medicine Technology, St. Mary of Nazareth Hospital, Chicago, Ill., 1962 - 63.

B.S. in Biological Sciences, Northern Illinois University, Jan. 1970.

Experience:

Nuclear Medicine Technologist, St. Mary of Nazareth Hospital, Chicago, Ill., 1963 - 64.

Nuclear Medicine Technologist, Michael Reese Hospital, Chicago, Ill., 1964 - 65.

Nuclear Medicine Technologist, Northwestern Memorial Hospital, Chicago, Ill., 1970 - present.

Present Position:

Educational Director, School of Nuclear Medicine, Northwestern Memorial Hospital, 1970-present.

Certification:

R.T. ARRT in x-ray and nuclear medicine.

For Membership

Committee:

Shirley J. Cash

Offices Held:

Co-chairman for the Nuclear Medicine Review, Technologist Section, Southern California Chapter, SNM, 1970 - 71.

Scientific Chairman, Technologist Section, Southern California Chapter, SNM, 1971 - 72.

Secretary-Treasurer, Technologist Section, Southern California Chapter, SNM, 1972 - 73.

Education:

El Camino Junior College, Calif., 1960 - 64.

Harbor General Hospital School of X-Ray Technology, Torrance, Calif., 1960 - 63.

Harbor General Hospital School of Nuclear Medicine Technology, Torrance, Calif., 1963 - 64.

Experience: See present position.

Present Position:

Supervisor of Thyroid and Hematology Section, Nuclear Medicine Clinic, Harbor General Hospital, Torrance, Calif., 1964 - present.

Certification:

R.T. ARRT in x-ray and nuclear medicine.

Other:

Shirley is married and has one daughter. She is a member of the Harbor General Hospital Management Club and South Bay Christian Business Women's Club and serves as an instructor for Harbor General Hospital School of X-Ray Technology.

Charles R. Harrell

Offices Held:

President, Chesapeake Bay Area, Technologist Section, Mid-eastern Chapter, SNM, 1971.

Continued next page

Education:

University of Oklahoma,
Norman, Okla., 1947 — 48.

United States Navy Hospital
Corps School, 1943.

United States Navy X-Ray
Technologist School, 1950 — 51.

United States Navy Radio-
isotope Technologist School,
1952 — 53.

Experience:

Radioisotope Technologist,
USN Hospital, Bethesda, Md.,
1952 — 53.

X-Ray Technologist, USN

Hospital, Yokusuka, Japan,
1953 — 54.

X-Ray Technologist, USAF
Hospital, Bakalar AFB, Ind.,
1954 — 60.

Radiobiology Technologist,
Aerospace Medical Center,
Brooks AFB, Tex., 1960 — 62.

Chief X-Ray Technologist,
USAF Hospital, Clark AFB,
Philippines, 1962 — 64.

Supervisor, Radioisotope
Laboratory, USAF Hospital,
Wright Patterson AFB, Ohio,
1964 — 68.

Supervisor, Department of
Nuclear Medicine, Church Home
and Hospital, Baltimore, Md.,
1968 — 69.

Present Position:

Supervisor, Department of
Nuclear Medicine, St. Joseph
Hospital, Baltimore, Md., 1969 —
present.

Certification:

R.T. ARRT in x-ray and nu-
clear medicine.

Other:

Charlie is a member of the
Kiwanis. He has attended mili-
tary schools in management,
records management, and medi-
cal unit training, and taken many
many hours from the Extension
Course Institute.

Vincent Lovett

Offices Held:

Vice President, St. Louis Area
Technologists, Technologist Sec-
tion, Missouri Valley Chapter,
SNM, 1970.

President, St. Louis Area
Technologists, Technologist Sec-
tion, Missouri Valley Chapter,
SNM, 1971.

Chairman, Educational Com-
mittee, St. Louis Area Technolo-
gists, Technologist Section, Mis-
souri Valley Chapter, SNM,
1972.

Education:

Nuclear Medicine Technology
and Instrumentation Course,
University of Nebraska and
Special Laboratory of Nuclear
Medicine and Biology, USVA
Hospital, Omaha, Neb., 1965—66.

Advanced Radiologic Technol-
ogy Course, USAF Medical Ser-
vice School, Gunter AFB, Ala.,
1970.

Experience:

Radiologic Technologist,
USAF Hospital, Holloman AFB,
N. Mex., 1959 — 60.

Radiologic Technologist,
USAF Hospital, Elmendorf AFB,
Alaska. 1960 — 63.

Continued on page 10

An Opinion: Give a Thought to Unions

Labor Unions are an estab-
lished, accepted part of the
American working world. In-
creasingly now they are leaving
the confines of the factories and
entering the realm of medicine.
Having recently had an experi-
ence with a local union that
desired to represent a segment of
the hospital's population, I
would like to share with you
what I learned.

The union representative has
as his first task to find some
sympathetic followers and get a
petition signed by a certain per-
centage of the total number of
people the union wants to in-
clude. Once this is accomplished,
the union has earned the right to
put its question to a vote by the
employees. It is interesting to
note that all this was done before
a great number of us even knew
that a union was trying to get in.

Unions are neither all good
nor are they all bad. In my par-
ticular instance, however, they
sought to include quite a diversi-
fied group. They desired to speak
for dietary help, maintenance
and housekeeping staffs,
corpsmen, and x-ray, nuclear
medicine, and lab personnel.


Although not strictly considered
professional, x-ray, lab, and tech-
nologist personnel felt that we
did not want to be grouped with
the other categories mentioned.
The union could possibly do
much for raising those employees
but could only be detrimental to
us. Our working conditions were
such that we would only be gain-
ing union dues. Now this was not
the case in a nearby hospital
where a union greatly helped
some x-ray technologists.

The important thing to con-
sider is the type of union that is
offering to represent you, whom
they want to include, what more
they can do for you than you
can already do for yourselves (at
no extra cost). Many professional
and semi-professional groups
have formed less stringent types
of collective bargaining groups to
serve their aims.

To vote yes or no to a union is
a decision which may un-
expectedly and suddenly face
you. It would be wise to have
discussed and thought about
your needs and those of your
coworkers beforehand.

CECILE GAIGALS
News Editor

Message from the Chairman



Once again, the Society of Nuclear Medicine has indicated its firm support of the Technologist Section, its goals, and its activities. At its mid-winter meeting in January, the SNM Board of Trustees approved the concept of the Technologist Section publishing its own quarterly journal. The *Journal of Nuclear Medicine Technology* is

the result of this confidence by SNM—the first journal in the field of nuclear medicine technology.

In addition, the SNM Board of Trustees passed the following two resolutions that affect the Technologist Section:

1. Resolved that the Board of Trustees encourage the presidents of those chapters that do not now have local technologist sections to organize section activity at the chapter level and that they invite all technologists to participate in seminars, workshops, and educational programs at the chapter level.

2. Resolved that the Board of Trustees support in principle the negotiations and possible restructuring of the Technologist Section into a unified, self-governing, self-supporting association closely affiliated with SNM which will meet the goals of all technologists.

Just what are these goals we are all striving for? I have asked this question on many occasions and received a variety of answers. From all of these answers, I have drawn up the following list which I presented to the SNM Board of Trustees in January:

1. The technologist wants self-representation in all phases of nuclear medicine technologist affairs.
2. He would like organizational autonomy while maintaining close association with the Society of Nuclear Medicine.
3. He wishes to remain current in the practice of nuclear medicine technology and to be an adjunct and essential associate to the nuclear medicine clinician.
4. He wants to maintain high standards in selecting trainees and standardizing educational programs.
5. He desires a single national certifying

agency or conjoint registry for nuclear medicine technologists.

How can we attain these goals? Regardless of our organizational affiliations, we must unify all nuclear medicine technologists, pool our resources, and work together. Toward this goal we have been considering whether to restructure our Section. However, it is you, the membership of the Section, who must suggest and approve any changes that are to be made. By no means do we want to damage the multidisciplinary nature of nuclear medicine which has been its strength both in the hospital and in the Society of Nuclear Medicine.

In previous *Newsletters* I have asked you to express your desires so that I and the other officers who serve you can implement them. Recently, I received a letter from the executive committee of one of our well-organized chapter sections; this particular letter was in the form of a reprimand. I appreciate all constructive criticism, but unfortunately it is often like locking the barn door after the horse is stolen. If I learn of your desires early so that I have a chance to implement them, there will be no need for criticism. Your participation is vital in helping us select the direction the Technologist Section should take. I am the one to be driven, but you must take the reins and direct the Section toward a future that will meet our goals. Only then can I fulfill the aspirations of my year in office—to represent you and be instrumental in solving the problems confronting nuclear medicine technology.

Those of you who were in Boston at our Business Meeting last July may remember that I talked of my hopes of publishing a journal this year devoted entirely to nuclear medicine technology. Now this *Journal* exists. And now it is up to you to make it outstanding—to make it the excellent medium we can all use to communicate our activities, ideas, and work. You have said many times that you want to remain current in nuclear medicine technology. Now is your opportunity. Share your knowledge with your fellow technologist. Your enthusiasm will be contagious! Submit a paper to the *Journal*. Play an important role in this new and exciting Section endeavor. “The cross-section is massive; be a part of the flux.”

FLOYD L. POTES
Palmdale General Hospital
Palmdale, California

Meet Your National Council Delegates

Mid-Eastern Chapter

E. Marlene Tolson

Marlene was born in Washington, D. C., where she later attended the American University majoring in medical technology. Once registered in medical tech-



nology, Marlene pursued studies in nuclear medicine and has the unique distinction of being the first technologist to pass the ASCP nuclear exam.

In addition to her career, Marlene is the mother of two children and continues to find time to collect jazz records with her husband.

Vincent Lovett (Continued)

Radiologic Technologist, USAF Hospital, Scott AFB, Ill., 1963 — 65.

Nuclear Medicine Technologist, USAF Hospital, Scott AFB, Ill., 1966 — 68.

Present Position:

Chief Nuclear Medicine Technologist, USAF Hospital, Scott AFB, Ill., 1968 — present.

Certification:

R.T. ARRT in x-ray and nuclear medicine.

Other:

Vince is involved in scouting and other community services.

Test Your Knowledge

1. The greatest advantage of a bialkali photomultiplier tube over the conventional photomultiplier tube is:

- a. faster decay time
- b. gain stability
- c. higher quantum efficiency
- d. fewer dynodes required

2. Which of the following sequences of collimator materials lists them in order from the *best* to the *poorest* material?

- a. lead, tungsten, gold
- b. tungsten, lead, gold
- c. gold, lead, tungsten
- d. gold, tungsten, lead

3. A myocardial scanning agent should concentrate in muscle while the agent used for cardiac blood pool scans should remain in the vascular system.

True or false

4. The ^{51}Cr red cell survival curve is related only to the life span of the red cell tagged since radioactivity does not elute from the cell.

True or false

5. The focal plane distance for a multihole focusing collimator is determined by:

- a. the relationship of each hole angle to the collimator axis
- b. the taper of each individual hole
- c. the septal thickness between each hole
- d. more than one of the above

Test Answers: 1. (c); 2. (d); 3. True; 4. False (the rate of elution of ^{51}Cr for red cells is 1 percent per day); 5. (d).

Meet Your Editor

Glenn Isserstedt

Glenn Isserstedt, Scientific Editor of the new *Journal of Nuclear Medicine Technology*, has been active in nuclear medicine since 1968. He received his B.S. from Coe College and his M.S. from the University of Iowa. Before accepting a position in the Department of Radiology at the University of Iowa in 1968, he taught in a public school for two years, and during the summer months he was Administrative Assistant for the National Science Foundation Institutes at the University of Iowa for high-ability science students.

As part of his first position in the University Hospital's Nuclear Medicine Section, Glenn coordinated a Baccalaureate degree program in nuclear medicine technology. Then, two years ago, he was appointed Administrative Assistant and Coordinator of

Education for the Department of Radiology. In this position, he is responsible for both the nuclear medicine technology and radiologic technology programs.

Glenn is a registered nuclear medicine technologist with the



ARRT. He holds a teaching certificate from the State of Iowa

and has an academic appointment in the University of Iowa.

In addition to his active professional life, Glenn has always found time to help mold the

philosophy and plan the activities of the Technologist Section.

He is presently Chairman of the Continuing Education and Publications Committee in addition

to his position as Scientific Editor of the new *Journal*.

Glenn spends his leisure time with his family and enjoys wood-working.

1973 Annual Election of Officers and Committee Members Technologist Section, Society of Nuclear Medicine

INSTRUCTIONS: Only members accepted in the Technologist Section on or before July 12, 1972 are eligible to vote. Place an X on the appropriate line. No votes will be counted for a given office unless so marked. Space is provided for "write-in" candidates for all offices. Again, an X must be used for a "write-in" candidate to be counted. Names already on the ballot represent those proposed by the Nominating Committee.

Return the completed ballot to Robin Kaplan,

Administrator, Technologist Section, Society of Nuclear Medicine, 211 East 43rd Street, New York, New York 10017. Please have your name and address clearly marked on the outside of your envelope in order to check your eligibility to vote before your ballot is opened. Mark "ballot enclosed" on the lower left hand of your envelope to insure confidentiality. Ballots postmarked later than midnight Sunday, May 13th will not be counted.

BALLOT

Chairman-Elect (vote for 1 only)

Vincent Cherico _____
James Kellner _____

Secretary-Historian (vote for 1 only)

James Langan _____
Mark Muilenburg _____

Treasurer (vote for 1 only)

Jackie Houston _____
Richard Pollack _____

Nominating Committee (vote for 4 only)

Dillu Ashby _____
Helen Busby _____
Kathleen Dooley _____
Julia Hudak _____
Jane Mitchell _____
William Setlak _____

Membership Committee (vote for 2 only)

Shirley Cash _____
Charles Harrell _____
Vincent Lovett _____

SINCE 1951

Radiacwash

WHY IS RADIACWASH THE MOST POPULAR DECONTAMINATION SOLUTION IN THE WORLD?

BECAUSE RADIACWASH decontaminates instantly and works without soaking, heating or boiling.

BECAUSE RADIACWASH is not caustic and is harmless to all surfaces including skin.

BECAUSE RADIACWASH is phosphate-free, non-alkaline, non-corrosive, biodegradable, germicidal and contains no enzymes or inert fillers.

BECAUSE fast-action, easy-to-use **RADIACWASH** is the most effective, economical & safest decontamination concentrate you can buy.

One gallon \$8.00 ea.
Six gallons \$7.50 ea.

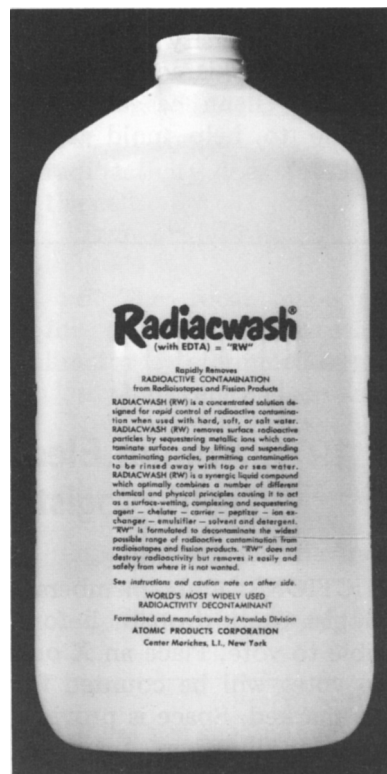
Four gallons \$7.75 ea.
Ten gallons \$7.00 ea.

Atomlab Div.

ATOMIC PRODUCTS CORP.


CENTER MORICHES, N.Y. 11934

(516) 878-1074



(Send for a Free Sample)

99mTc DECAY CLOCK



SIMPLIFIES CALCULATION OF INDIVIDUAL PATIENT DOSES

- **Saves time. Eliminates tedious computations.**
- **Promotes accuracy. Reduces possibility of improper dosages caused by decay miscalculations.**
- **Easy to use. Correction factors and full instructions printed on clock face.**

Shows decay factors for every 15-minute interval up to 9 hrs. Sweep-second hand. Designed for wall mounting. Optional stand for bench mounting. 9" D x 3" wide. White only.

34-205 Technetium Decay Clock \$47.50
34-206 Optional Stand 5.00

For more details, ask for Bulletin 115-B



NUCLEAR ASSOCIATES, INC.

Subsidiary of

RADIATION-MEDICAL PRODUCTS CORP.

35 URBAN AVE. • WESTBURY, N.Y. 11590 • (516) 333-9344

Information for Authors

The JOURNAL OF NUCLEAR MEDICINE TECHNOLOGY invites you to submit for publication articles of interest to technologists working in the field of nuclear medicine. *Manuscripts* should be typed double-spaced on one side of 8½ x 11-in. bond paper with at least 1-in. margin on each side. *Tables* must be typed on separate sheets, numbered consecutively with arabic numerals, and have titles centered over each table. Make titles descriptive and provide headings for all columns. *Illustrations* must be submitted in photographic form (8 x 10 glossy prints) or as original india ink drawings. Freehand lettering is not acceptable. Descriptive legends with sufficient detail to make illustrations understandable without reference to text should be grouped on a separate sheet. If you have any questions concerning the preparation of your manuscript, please refer to the *Style Manual for Authors* published by the Society of Nuclear Medicine.

Manuscripts should be submitted to the Scientific Editor, Glenn Isserstedt, Nuclear Medicine, University Hospital, Iowa City, Iowa 52240.